


Answer Key


Bugs in My Hair Maze



Train Word Find

A	K	R	U	S	H	Q	T	A
C	T	C	E	P	S	H	R	S
K	Y	H	L	N	X	K	A	K
Q	H	O	S	I	G	V	C	E
N	W	R	N	P	Z	I	K	N
Z	W	N	J	T	E	F	N	G
R	A	I	L	P	G	S	M	E
X	C	A	B	O	O	S	E	R

Help Emily Elizabeth™ Find Clifford™



Fall Story Hour Guide

Celebrate a Season of Picture Books!

Event Ideas
Read-Aloud Tips
Activities



Autumn is here! Get ready to celebrate the best picture books of the season by hosting a Fall Story Hour event in your store or library. Here’s everything you need to help make your event a hit.

Event Planning Tips

Two to Three Weeks Ahead:

- Pick a date and time for your event. (Remember, younger children have shorter attention spans and get tired more easily. We suggest your party last no more than an hour.)
- Advertise the event in your store newsletter and on your website.
- Create a Fall Story Hour window display to promote your event.

One Week Ahead:

- Post a sign announcing your event next to the register or in your window.
- Photocopy a supply of the coloring and activity sheets (Reproducible A – L) and the answer key (Reproducible M) included in this guide.
- Collect plenty of pencils, crayons, and craft supplies.
- Make arrangements to have extra help available to ensure that your event runs smoothly.

Event Day:

- Decorate your event space.
- Be sure necessary materials are in place.
- Have a supply of the sticker sheets available to hand out to guests.

Fall for These Event Ideas!

To set the scene, decorate with colorful fall leaves (or make your own out of construction paper) and paper cutouts of apples and pumpkins. If you plan to host your event near one of the fall holidays like Halloween or Thanksgiving, consider decorating with jack-o-lanterns, spider webs, and handprint turkey art. Guests can come dressed in fall colors, Halloween costumes, or as one of their favorite picture book characters, such as a dinosaur from the How Do Dinosaurs books or Clifford the Big Red Dog.

For refreshments, think of seasonal treats like warm cider, pumpkin punch, apple and pear slices, candy corn, and gingerbread.

And no party is complete without giveaways, so your kit comes packed with sticker sheets. Pass them out during activity time or after your event to thank everyone for coming.

Fun and Games

Set up an area in your event space for activity time. Be sure to have enough craft supplies and copies of the included reproducible activities and coloring sheets for everyone present.

If your event is Halloween-themed, consider playing kid-favorite songs like “Monster Mash.” For autumn events, sing fall-themed versions of popular children’s tunes like:

The Leaves Are Falling Down
(To the tune of “Farmer in the Dell”)

The leaves are falling down
The leaves are falling down
Red, yellow, green, and brown
The leaves are falling down

Little Pumpkins

1 little, 2 little, 3 little pumpkins
4 little, 5 little, 6 little pumpkins
7 little, 8 little, 9 little pumpkins
10 little pumpkin pies. Yum!

Time for Story Hour!

The books featured in this kit are perfect read-alouds! Choose from the titles listed below and find a comfy spot for your story hour. Ask a volunteer or member of your staff to read. And remember these helpful tips...

Read Aloud Tips

Before the event

- Choose a quiet, comfortable place in your store or library with enough room for kids to gather around.
- Pick three or four books to read aloud at your event. To help decide which books to feature, consider the ages and attention spans of attendees. For younger children, look for rhyme and repetition.
- Practice makes perfect! Spend time reading the books you plan to feature—and read them aloud, too! This will help you get a sense of the book’s rhythm and tone.

During the event

- Read loudly and clearly.
- Be animated! The more expressive you are, the better. Using different voices for different characters will add to the fun.
- Read slowly. This will give kids time to look at the pictures and visualize the story and characters.
 - As you read, invite children to ask questions about the story, characters, pictures, and words.
 - Engage kids in a discussion about the book afterwards. What did they think the story was about? Did they like it?
- And most importantly, have fun! If you’re enjoying yourself, they will too!

Recommended Reading

Be sure to have enough copies of these featured picture books on hand for your event.




Download this guide and activities at <http://bit.ly/scholasticfallkit>

Bugs in My Hair Maze

Oh no—head lice! Can you keep these pesky bugs from getting in this little boy's hair?



Enter



Exit



By David Shannon


SCHOLASTIC
scholastic.com

Reproducible A

SCHOLASTIC™ Scholastic Inc.
Art © 2013 by David Shannon.

Create a Cake with the Birthday Queen!

The Birthday Queen is making you a cake for your birthday! What flavor is it? What does it look like? Draw a picture of your dream cake in the space below.



By Audrey and Don Wood



SCHOLASTIC
scholastic.com

Reproducible B

SCHOLASTIC™ Scholastic Inc.
Art © 2013 by Don Wood.

Hiding Phil Speech Bubble Activity

These kids are talking to their new elephant friend Phil. What are they saying?
Fill in the speech bubbles!



By Eric Barclay


 **SCHOLASTIC**
scholastic.com

Reproducible C

SCHOLASTIC™ Scholastic Inc.
Art © 2013 by Eric Barclay

When Lions Roar Finger Puppets

With an adult's help, follow the dotted lines to cut out the finger puppets.
To fit to size, wrap each puppet around a finger and then use tape to secure in place.
Now you're ready to have your own puppet show!



By Robie H. Harris
Illustrated by Chris Raschka


 **SCHOLASTIC**
scholastic.com

Reproducible D

SCHOLASTIC™ Scholastic Inc.
Art © 2013 by Chris Raschka

Cinderelephant Coloring Sheet

Can you give Cinderelephant a beautiful dress to wear to the ball? Color her in.



By Emma Dodd

Reproducible E


SCHOLASTIC™ Scholastic Inc.
Art © 2013 by Emma Dodd.

Train Word Find

All aboard! Can you find these five train words in the puzzle below?
Circle them.

Rail • Horn • Caboose • Track • Engine

A	K	R	U	S	H	Q	T	A
C	T	C	E	P	S	H	R	S
K	Y	H	L	N	X	K	A	K
Q	H	O	S	I	G	V	C	E
N	W	R	N	P	Z	I	K	N
Z	W	N	J	T	E	F	N	G
R	A	I	L	P	G	S	M	E
X	C	A	B	O	O	S	E	R





By Elisha Cooper

Reproducible F

SCHOLASTIC™ Scholastic Inc.
Art © 2013 by Elisha Cooper.

Rawr if You Love to Color!



By Todd H. Doodler


 **SCHOLASTIC**
scholastic.com

Reproducible G

SCHOLASTIC™ Scholastic Inc.
Art © 2013 by Todd H. Doodler.

Fun with Bailey

Can you add some friends for Bailey to dance with?



By Harry Bliss


 **SCHOLASTIC**
scholastic.com

Reproducible H

SCHOLASTIC™ Scholastic Inc.
Art © 2013 by Harry Bliss.


Spot the Dot Game

How many different colors can you spot among the dots? Use the space below to write down the names of the colors you see, and the numbers of dots for each!



Which colors can you find?

1. _____
2. _____
3. _____
4. _____
5. _____
6. _____
7. _____



By David A. Carter



SCHOLASTIC
scholastic.com

Reproducible I

SCHOLASTIC™ Scholastic Inc.
Art © 2013 by David A. Carter

Help Emily Elizabeth™ Find Clifford™

Follow the path made up of turkeys!



By Norman Bridwell

Clifford
THE BIG RED DOG™




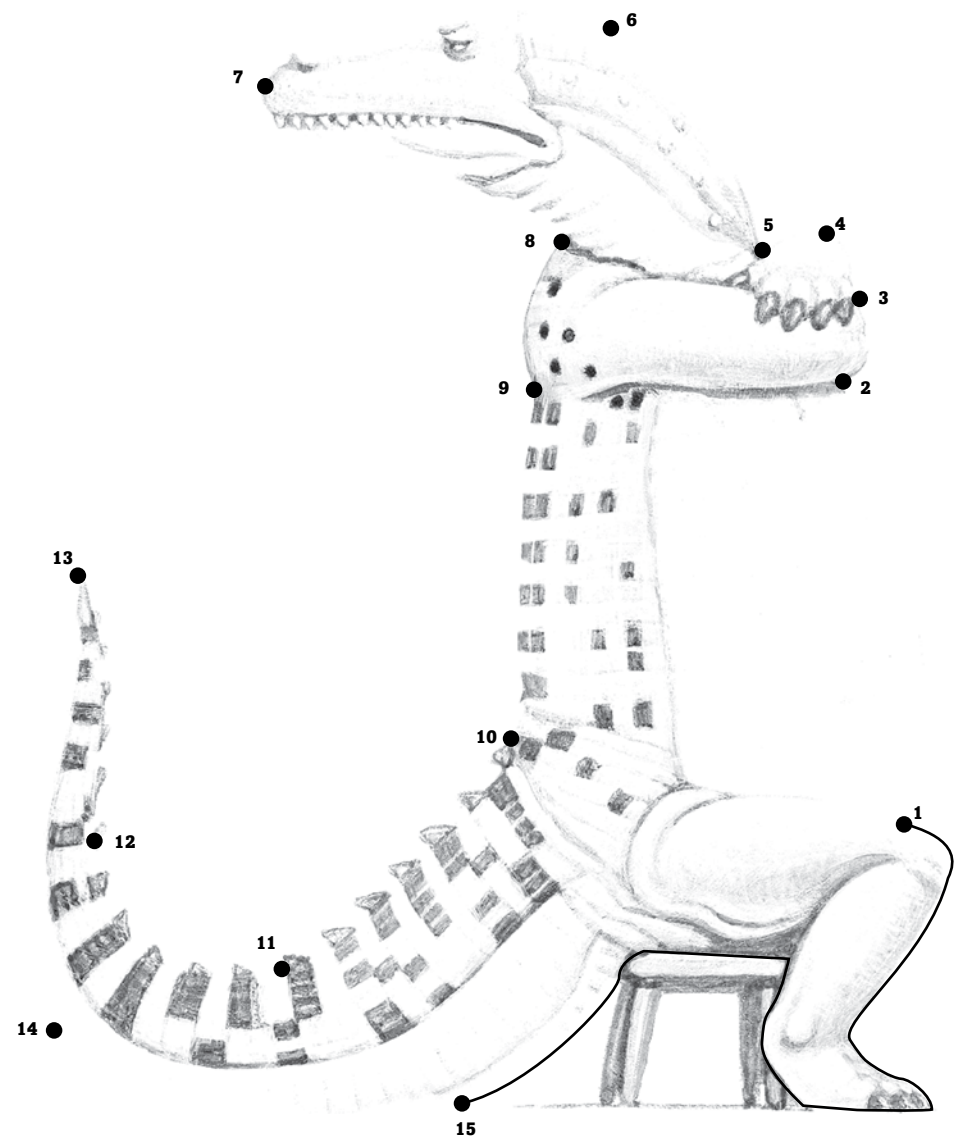
SCHOLASTIC
scholastic.com

SCHOLASTIC™ & © Scholastic Inc.
SCHOLASTIC is a trademark of Scholastic Inc.
CLIFFORD THE BIG RED DOG is a trademark of
Norman Bridwell. All rights reserved.
The PBS KIDS logo is a registered mark of PBS
and is used with permission.

Reproducible J

How Do Dinosaurs Say I'm Mad Connect the Dots

Which dinosaur is mad? Connect the dots to find out!





By Jane Yolen & Mark Teague

Reproducible K

SCHOLASTIC™ Scholastic Inc.
Art © 2013 by Mark Teague.

Who's King of the Zoo? Carlos, That's Who!
Color Him in!



By Erica S. Perl
Illustrated by Jackie Urbanovic

Reproducible L

SCHOLASTIC™ Scholastic Inc.
Art © 2013 by Jackie Urbanovic.